



"Mes Cœurs" par Finuccia Setting a Cabochon 18 mm par PUCA®- Paris



Made by *Finuccia* to "FP Sélection®"
May 2025



Material :

- 1 Cabochon 18 mm par Puca®- Paris
- 12 Round beads 3 mm (RB3) or Faceted Beads 3 mm (F3)
- 20 à 25 cm Silver Craft wire 1 mm or metal circle 6.5 cm
- 6 Cœurs Candy "FP Sélection®" of your choice
- Seed beads 11/0 (SB11)
- Fireline 0.15



1) Alternate on your thread 12 RB3 (or F3) and 12 SB11



2) Close on circle and exit through the SB11 HERE



3) Insert 5 SB11 and pass through the next SB11. All the way around




4) Here is the result 😊
Exit HERE in the 3rd top SB11




5) Insert 1 SB11 between each next SB11.
Here is the result 😊




6) Place the cabochon and reinforce passing one more time through the SB11s



7) Exit HERE through the SB11 above SB11 from step 1




8) Insert 3 SB11s (skip the next SB11) through the the next top SB11. All the way around



9) Here is the result 😊 Exit after the central SB11 and insert 1 SB11 through the next central SB11. Consolidate by passing again through seed beads



10) According to your choice add or not another row around the Cabochon as step 9 by adding 1 SB11 to each space (I recommend it)



11) Exit through the SB11 HERE. Insert 3 SB11 through the same seed bead. Exit through the top central seed bead HERE



12) Insert 1 Heart and 1 SB11 passing through the Heart again



13) Repeat steps 11 and 12 for insert 6 Hearts 😊



14) Adjust the contour of the silver craft wire around your work



15) Insert 3 SB11 through SB11 HERE. Connect your work to the circle, passing the wire always in the same direction :

- 1) under the circle
- 2) above the circle



16) Place a row of seed beads on the circle as shown in step 15



17) Center your work along the vertical axis. Position the tips of the hearts equidistant from each other (count carefully)



18) Insert 2 SB11 on each Heart tip to form the connection to the circle as in step 15.

Form a ring with the wire to serve as a bail for the pendant



Decorate your work as you wish
Outside or inside the circle
One row of seed beads or several rows of peyote

Have fun !

